



D&B ESG Intelligence
Environmental, Social, and Governance (ESG)

Quick User Guide

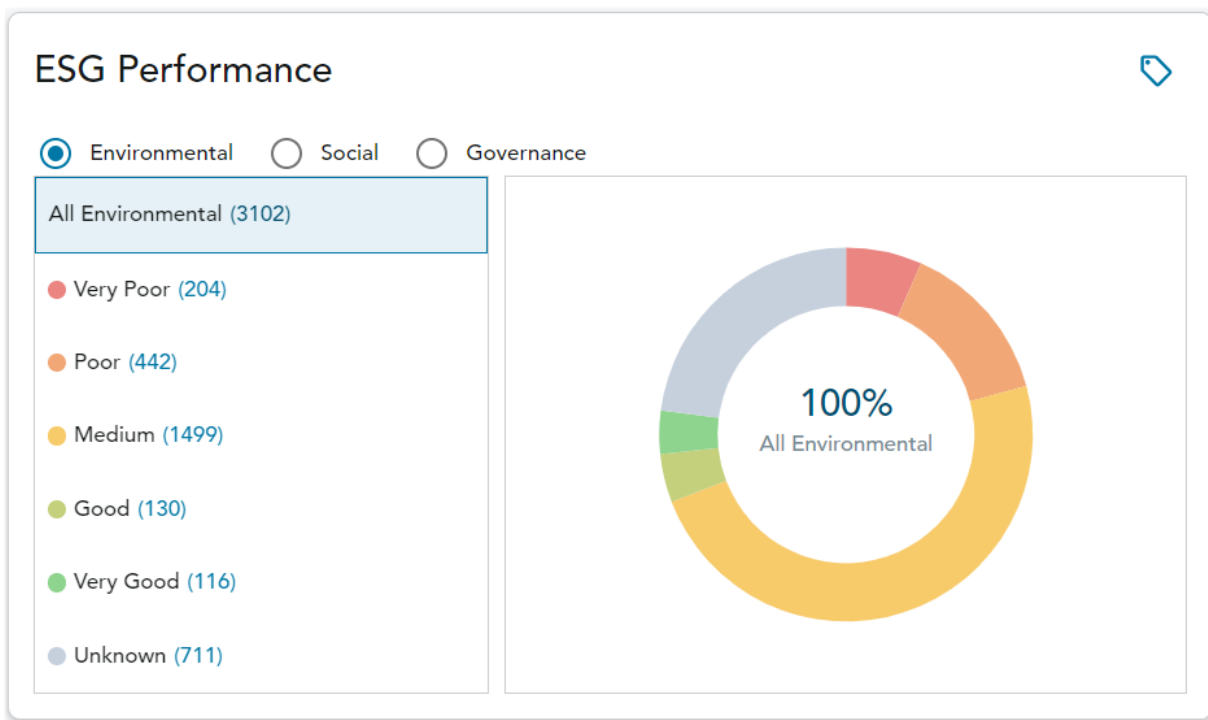
D&B ESG Intelligence – Quick User Guide

Use intelligent ESG data to efficiently assess third parties for ESG risk throughout your company's business engagement with them.

Access ESG insights of your Portfolio

First, Log into D&B Risk Analytics. You will arrive at your Dashboard, where you can see a summary and an overview of your portfolio's performance.

Scroll down until you reach the ESG Performance Pie Chart Graph.



The **ESG Performance graph** is colour coded based on risk level and can be sorted by Environmental, Social and Governance rankings.

Click on the risk segment you wish to review, and you will be launched to the **Analysis Report**.

For a deeper dive into the D&B ESG Rankings [Click Here](#).

Use **Filters** within the **Analysis Report**, to segment your ESG analysis results, including location, ESG Sector Category/Industry, overall ESG Ranking, specific Environmental, Social or Governance Rankings. You can also filter by a specific Tag.

If Contacts have been added, either individually into the company's 360 Profile, or Bulk loaded using the Import Template, the Contact & Email address will display.

After selecting your filters to segment the insight, **Click Search**.

Filter ESG Report

Country/Region: Select

State/Province: Enter

ESG Sector Category/Industry: Select

ESG Ranking: Select Value

Environmental Ranking: 3 - Medium

Social Ranking: Select Value

Governance Ranking: Select Value

Portfolio: In Portfolio Not In Portfolio

ESG Contact Email: Available Unavailable Either

Tags: [Select](#)

[Clear Filters](#) [Cancel](#) [Search](#)

Use the bottom Scroll Bar to view additional insight including the Third Party's Percentile across **31 Topics** that make up the D&B ESG framework.

Click any **Column Header** to sort the scores and insight and **Manage Columns** to add additional columns of data.

Altares – D&B ESG Intelligence – Quick User Guide

ESG Report

Filter Manage Columns Save Snapshot




Third Party Name ↑	D-U-N-S ↑	Third Party ID ↑	ESG Contact Name ↑	ESG Contact Email ↑	ESG Ranking ↑	Environmental Ranking ↑	Social Ranking ↑	Governance Ranking ↑	ESG Sector
t Vat B.V.	49-169-9060	1838	—	—	—	—	—	—	—
(BBP) Beerens-Business Press B.V.	40-621-4775	209	—	—	3	3	2	2	Services
123boekingen.nl	48-966-4320	1781	—	—	—	—	—	—	—
12Build Sales B.V.	49-174-3363	5	—	—	2	5	1	1	Technology Community
1do B.V.	49-284-8631	8	—	—	3	3	2	3	Technology Community
2 SISTERS FOOD GROUP LIMITED	34-889-8859	—	—	—	3	2	3	3	Food & B

Click **Save a Snapshot** to Download the report. Once saved, a snapshot can be Downloaded, Deleted, and Shared.

Reports

Report Snapshots Report with Saved Filter Migrated Reports

Filter

Name ↑	Type	Owner	Date Created	Shared With	Status ↑	Action
Lu_Snapshot_09102024_v2	ESG Report	luisina.presta@altares.com	Oct 9, 2024, 10:53 AM	0	Generated	  

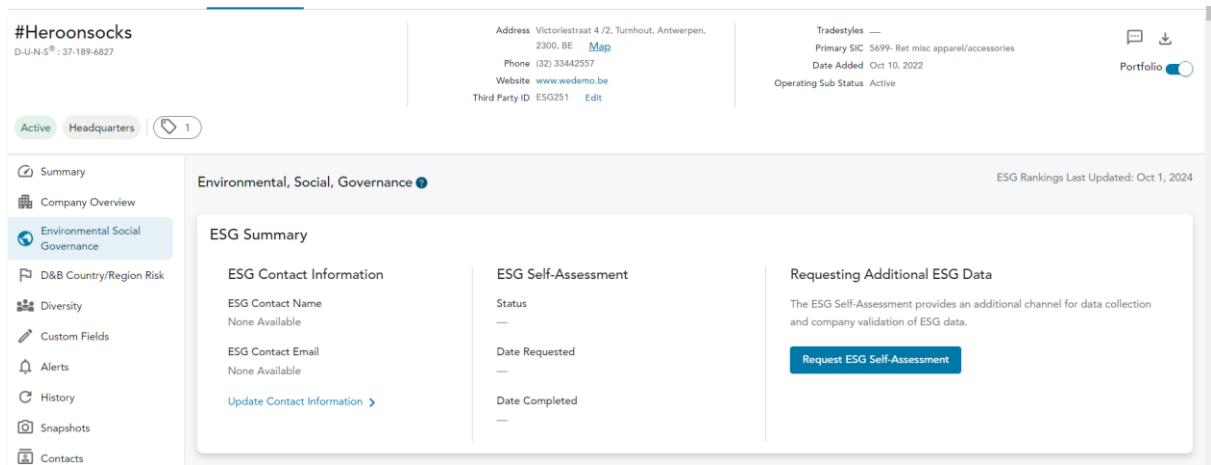
Quick Links

- Reports to Save Filters and Snapshots
- Assessment Tracker Report
- Diversity Report
- ESG Report
- Tag Report
- List of Third Parties

View Specific Third-Party ESG Insight within its 360 Profile

To access the ESG insights and rankings on a specific Third-Party, either select it from your report list, or search and select it if it's a new entity for you.

Once in their profile page you can select Environmental, Social and Governance on the left hand side menu.



To Add Contacts, Click Update Contact Information in the ESG Summary area. Each Section of the Environmental, Social Governance chapter contains details on the Third Party's ESG Rankings and Industry Averages.

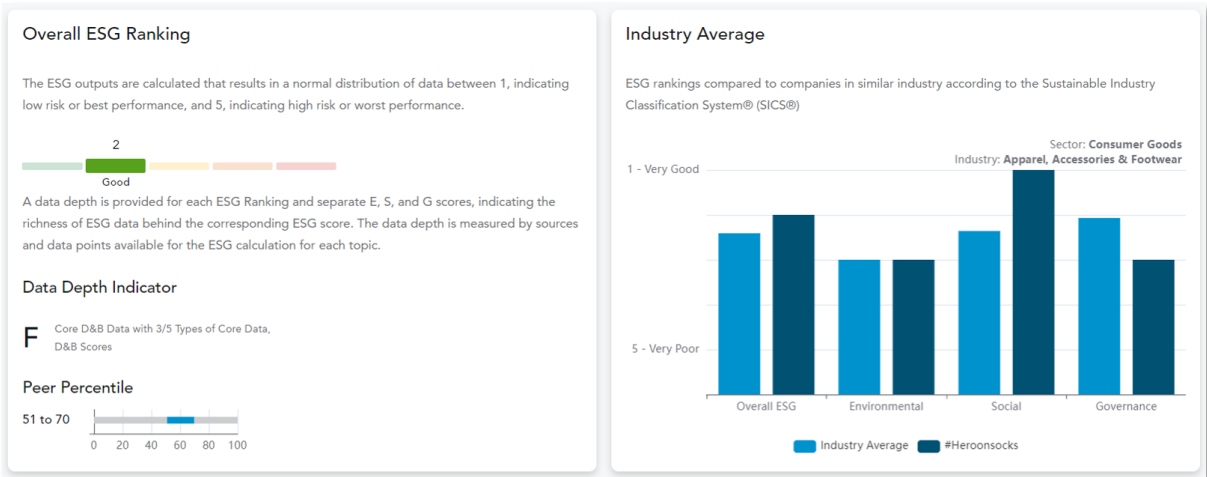
Overall ESG Ranking is calculated in a normal distribution between 1, indicating the lowest risk, or best performance, and 5, indicating high risk, or worst performance.

The Data Depth indicator describes the amount of insight available to calculate the ranking. If the Data Depth is low, we suggest using the Request ESG Self-Assessment, after adding your contacts.

Industry Average displays the ESG rankings compared to the similar industry according to the Sustainable Industry Classification System (SIC).

Environmental, Social and Governance Related Data Per Topics are segmented and each area displays its individual Ranking from 1-5 and the corresponding Data Depth Indicator.

Altares – D&B ESG Intelligence – Quick User Guide



The Themes, Topics, Percentile Ranking Score 1 – 100 and Descriptions display within each Topic.

Community Engagement Good

1

Topic	Topic Score	Description
Community Engagement	92	Indicator of company's commitment to providing resources and channels for community enhancement
Corporate Philanthropy	96	Indicator of company's commitment to providing philanthropy

Customer Engagement Good

1

Topic	Topic Score	Description
Data Privacy	81	Indicator of company's vulnerability to breaches related to personal and customer data
Products and Services	82	Indicator of company's investment and activities related to customer engagement for its products and services

ESG Self-Assessment

Click **Request Self-Assessment** if additional insight is needed.

ESG Self-Assessments provide an additional channel for data collection and company validation of ESG data. Any collected information goes through additional verification processes and is then added to an existing ESG data on a company.

The ESG Self-Assessment is an online questionnaire composed of 20-50 questions regarding ESG Performance.

The Self-Assessment references several of the main existing sustainability frameworks (e.g., the GRI, SASB, International Integrated Reporting Council, TCFD) as well as any current and emerging ESG related regulatory frameworks (EU Taxonomy, SFDR, TCFD, etc.). It is also designed to be complementary to the ESG Rankings dataset to streamline and prioritize specific ESG topics that are financially material to companies.

The ESG Self-Assessment is a mechanism for further data collection and company validation of data, but it also provides identification of the topics and areas where a company may want to focus its ESG strategies, especially as it moves through differing cycles of sustainability maturity. In conjunction with the ESG Rankings, the ESG Self-Assessment helps companies identify current ESG-related gaps in its strategy, reveals areas of potential improvement, and can inform the creation of ESG short- and long-term targets and goal.

To request a **Self Assessment**, you can either click on **Request ESG Self Assessment**. on a specific Third Party 360 profile page. You will need to populate the contact information if not available already.

Altares – D&B ESG Intelligence – Quick User Guide

The screenshot shows the 'Environmental, Social, Governance' section of the dashboard. It features three columns: 'ESG Contact Information' with fields for name and email (both 'None Available') and an 'Update Contact Information' link; 'ESG Self-Assessment' with fields for status, date requested, and date completed (all empty); and 'Requesting Additional ESG Data' with a descriptive text and a 'Request ESG Self-Assessment' button. The top right corner indicates 'ESG Rankings Last Updated: Oct 1, 2024'.

Alternatively, to request Self Assessments to multiple Third Parties, you can click on the main menu on **Third Parties > Assessments**. There you can see the status of reports requested and send requests in bulk.

The screenshot displays the 'Assessment Tracking' page. The top navigation bar includes 'dun & bradstreet RISK ANALYTICS', 'Dashboard', 'Third Parties', 'Analysis', 'Alerts', and 'Admin'. A search bar is present with the placeholder 'Enter Company Name, Third Party ID or D-U-N-S Number' and an 'Advanced Search' button. The user profile 'Risk Essential Altares Dun & Bradstreet NL' is visible in the top right. Below the navigation, there are tabs for 'By Third Parties', 'By Forms', and 'Send in Bulk'. At the bottom, a 'Bulk Uploads' section contains 'Download Template' and 'Import Template' buttons.